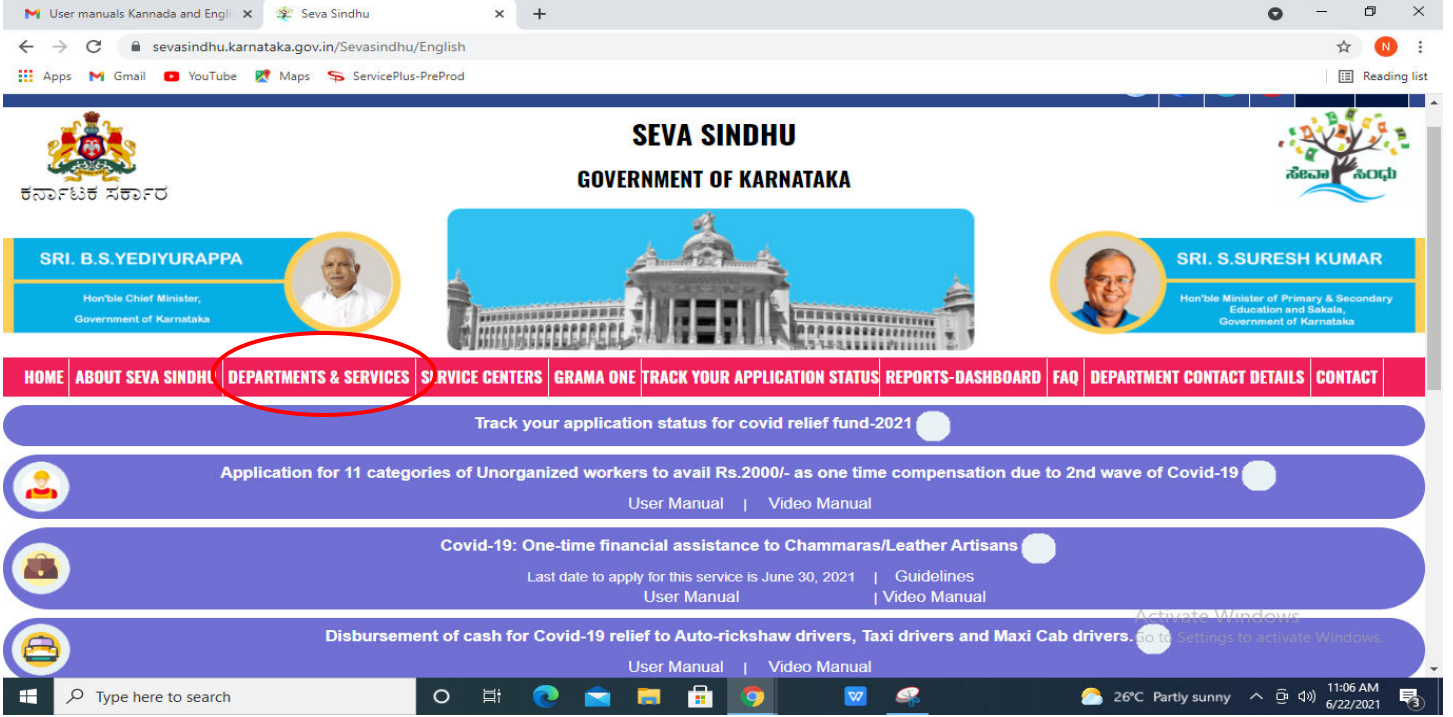
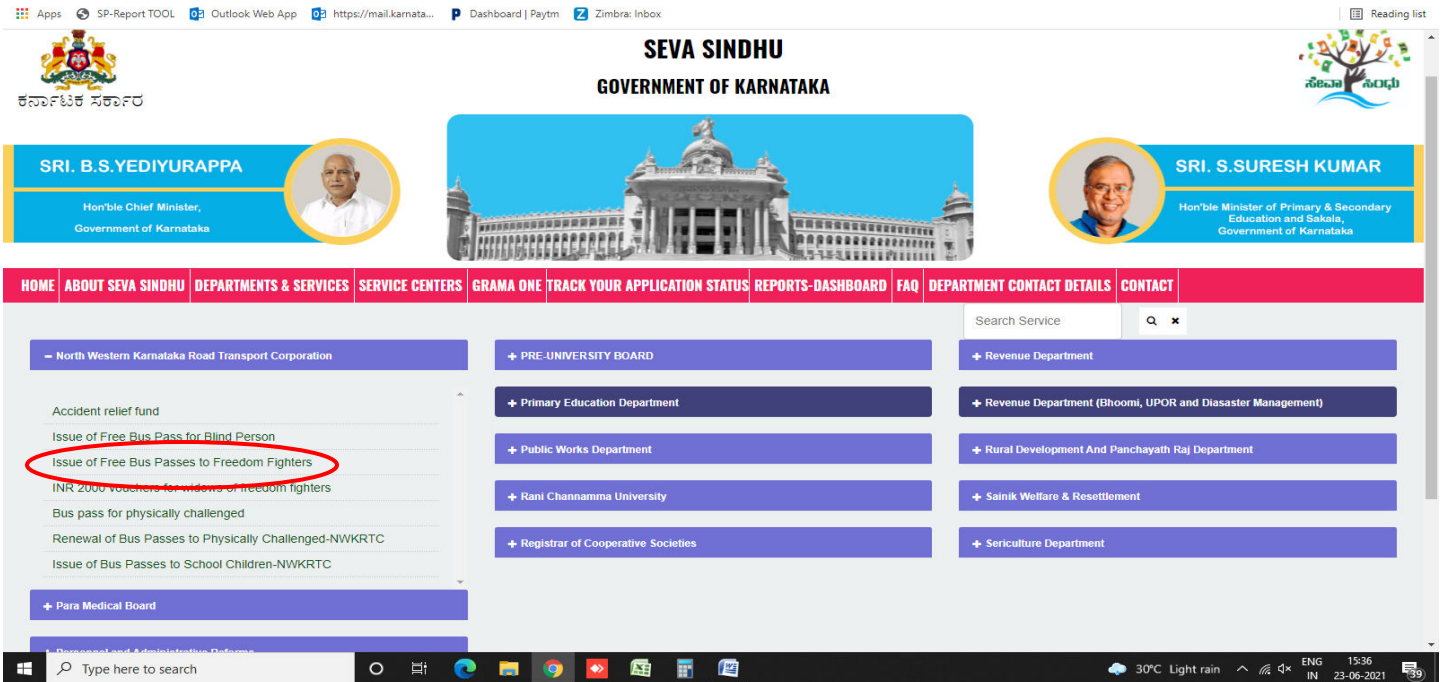


ವಾಯವ್ಯ ಕರ್ನಾಟಕ ರಾಜ್ಯ ರಸ್ತೆ ಸಾರಿಗೆ ಸಂಸ್ಥೆ  
North Western Karnataka Road Transport Corporation  
ಸ್ವಾತಂತ್ರ್ಯ ಹೋರಾಟಗಾರರಿಗೆ ಉಚಿತ ಬಸ್ ಪಾಸ್ ವಿತರಣೆ  
Issue of Free Bus Passes to Freedom Fighters

Step 1: Go to [Sevasindhu.karnataka.gov.in](http://Sevasindhu.karnataka.gov.in) website and Click on Departments and services



Step 2: Select department name **North Western Karnataka Road Transport Corporation** and Click on **Issue of Free Bus Passes to Freedom Fighters** service name. Alternatively, you can search **Issue of Free Bus Passes to Freedom Fighters** in the search option.



### Step 3: Click on **Apply online.**

The screenshot shows the SEVA SINDHU portal interface. A modal window titled "Issue of Free Bus Passes to Freedom Fighters" is displayed. The modal contains the following information:

- Eligibility:** Freedom Fighters
- Supporting Document:**
  1. Order copy of the Deputy Commissioner.
  2. Proof of Residential Address
  3. Aadhar Card
  4. Request Letter Passport size photo
- Application Fee :** NA
- Service Charge (Free for Online Submission) :** 20
- Delivery Time (Days) :** 15
- Procedure for applying:**
  1. Applicant logs into Seva Sindhu portal.
  2. Applicant provides the user credentials provided by Drugs Control Department to apply for this service
  3. Applicant submits the application on Seva Sindhu portal along with necessary supporting documents and makes the payment for the service.
  4. Applicant to provide clarification through re-submission of documents if requested by the Department
  5. The approving authority approves and applicant collects the digitally signed certificate or the approving authority rejects and applicant collects the endorsement stating reasons for rejection

The "Apply Online" button at the bottom right of the modal is circled in red.

### Step 4: Enter the login details and click on **log in** button.

The screenshot shows the login page of the SEVA SINDHU portal. The form includes the following fields and elements:

- A text input field containing the number "7411601421".
- A password input field with masked characters "....." and a "GET OTP" button to its right.
- A green OTP display box showing "543968" with a refresh icon.
- A text input field containing the OTP "543968".
- A green "LOG IN" button, which is circled in red.
- A link for "Forgot Password ?" below the login button.
- A link for "Don't have an account? Register HERE" at the bottom of the form.

**Step 5: Fill the Applicant Details.**

Menu ≡ Themes Language Kavya G D

Manage Profile  
Apply for services  
View Status of Application  
Messages & Alerts

## ವಾಯವ್ಯ ಕರ್ನಾಟಕ ರಾಜ್ಯ ರಸ್ತೆ ಸಾರಿಗೆ ಸಂಸ್ಥೆ North Western Karnataka Road Transport Corporation ಸ್ವಾತಂತ್ರ್ಯ ಹೋರಾಟಗಾರರಿಗೆ ಉಚಿತ ಬಸ್ ಪಾಸ್ ವಿತರಣೆ Issue of Free Bus Passes to Freedom Fighters

Important Instructions/ಪ್ರಮುಖ ಸೂಚನೆಗಳು

[View Instructions/ಸೂಚನೆಗಳನ್ನು ವೀಕ್ಷಿಸಿ](#)

ಅರ್ಜಿದಾರರ ವಿವರ / Applicant's Details

ಅರ್ಜಿದಾರರ ಹೆಸರು/Applicant's Name *	Kavya G D	ವಯಸ್ಸು/Age	43
ಹುಟ್ಟಿದ ದಿನಾಂಕ /Date Of Birth *	01/05/1978	ಲಿಂಗ/Gender *	<input checked="" type="radio"/> ಪುರುಷ/Male <input type="radio"/> ಮಹಿಳೆ/Female

**Step 6: Click on I agree checkbox and fill the Captcha Code as given & Submit.**

ವಿಭಾಗಗಳನ್ನು ಆಯ್ಕೆಮಾಡಿ/Select Division \* Hubbli Rural

Declaration/ಘೋಷಣೆ

I Agree \*

I hereby declare that the particulars furnished in this form are true to the best of my knowledge/ಈ ಅರ್ಜಿಯಲ್ಲಿ ನಾನು ಒದಗಿಸಿರುವ ಎಲ್ಲಾ ವಿವರಗಳ ಸತ್ಯವಾಗಿರುತ್ತವೆ ಎಂದು ಘೋಷಿಸುತ್ತೇನೆ

Word verification

172641


Please enter the characters shown above

172641

[Draft](#) [Submit](#) [Close](#) [Reset](#)

MINISTRY OF PANCHAYATI RAJ GOVERNMENT OF INDIA | Digital India Power To Empower | data.gov.in Open Government Data (OGD) Platform India | inoia.gov.in | Deity | PMINDIA

**Step 7:** A fully filled form will be generated for user verification, If have an correction click on Edit option, otherwise processed to **Attach annexure**.

Menu □ Themes Language  Kavya G D

□ Manage Profile □  
□ Apply for services □  
□ View Status of Application □  
□ Messages & Alerts □

Application not yet submitted. To proceed click on the appropriate button available at the bottom of this page

**ಅರ್ಜಿದಾರರ ವಿವರ / Applicant's Details**

ಅರ್ಜಿದಾರರ ಹೆಸರು/Applicant's Name :	Kavya G D
ವಯಸ್ಸು/Age :	43
ಹುಟ್ಟಿದ ದಿನಾಂಕ /Date Of Birth :	01/05/1978
ಲಿಂಗ/Gender :	ಪುರುಷ/Male
ವರ್ಗ/Category :	ಸಾಮಾನ್ಯ/General
ಮೊಬೈಲ್ ಸಂಖ್ಯೆ/Mobile Number :	8678367673
EKYC :	18-07-1994

**ವಿಳಾಸ ವಿವರಗಳು/Address Details**

ವಿಳಾಸ 1/Address 1 :	rstzrdg
ವಿಳಾಸ 2/Address 2 :	reyeyetg
ವಿಳಾಸ 3/Address 3 :	hghjicaxsvdgd, dgewryrw, rghsgsh, dgewryrw, rghsgsh

**Step 8:** Click on **Attach annexures**.

**Details of Divisions to Select/ವಿಭಾಗವನ್ನು ಆಯ್ಕೆಮಾಡಿ**

ಪಾಸ್ ವಿಧ /Pass Type :	ಹೊಸ ಪಾಸ್/New Pass
ವಿಭಾಗಗಳನ್ನು ಆಯ್ಕೆಮಾಡಿ/Select Division :	Hubbli Rural

**Declaration/ಘೋಷಣೆ**

I hereby declare that the particulars furnished in this form are true to the best of my knowledge/ಈ ಅರ್ಜಿಯಲ್ಲಿ ನಾನು ಒದಗಿಸಿರುವ ಎಲ್ಲಾ ವಿವರಗಳು ಸತ್ಯವಾಗಿರುತ್ತವೆ ಎಂದು ಘೋಷಿಸುತ್ತೇನೆ

I Agree : Yes

**Additional Details**

Apply to the Office	NWKRTC Division Office(NWKRTC Divisions- Hubbli )
---------------------	---

Draft Reference No : Draft\_NW004S/2021/00094

28/5/2021 04:09:06 IST <http://serviceonline.gov.in/karnataka>

MINISTRY OF PANCHAYATI RAJ GOVERNMENT OF INDIA | Digital India Power To Empower | data.gov.in | india.gov.in | PMINDIA

**Step 9: Attach the annexures and click on save annexures.**

Proof of Residential Address \*  
Address Proof  
Document Format  
Choose File sample.pdf  
Scan  
Fetch from DigiLocker

Aadhaar Card \*  
Aadhaar card  
Document Format  
Choose File test.jpg  
Scan  
Fetch from DigiLocker

Request Letter \*  
Request Letter  
Document Format  
Choose File sample.pdf  
Scan  
Fetch from DigiLocker

Passport size photo \*  
Passport size Photo  
Document Format  
Choose File test.jpg  
Scan  
Fetch from DigiLocker

Save Annexure Cancel Back

MINISTRY OF PANCHAYATI RAJ  
GOVERNMENT OF INDIA  
Digital India  
Power To Empower  
data.gov.in  
Open Government Data (OGD) Platform India  
india.gov.in  
write web  
Deity  
PMINDIA

**Step 10: Saved annexures will be displayed and click on submit.**

Annexure List

1) Order copy of the Deputy Commissioner	Order copy of the Deputy Commissioner
2) Proof of Residential Address	Address Proof
3) Aadhaar Card	Aadhaar card
4) Request Letter	Request Letter
5) Passport size photo	Passport size Photo

Additional Details

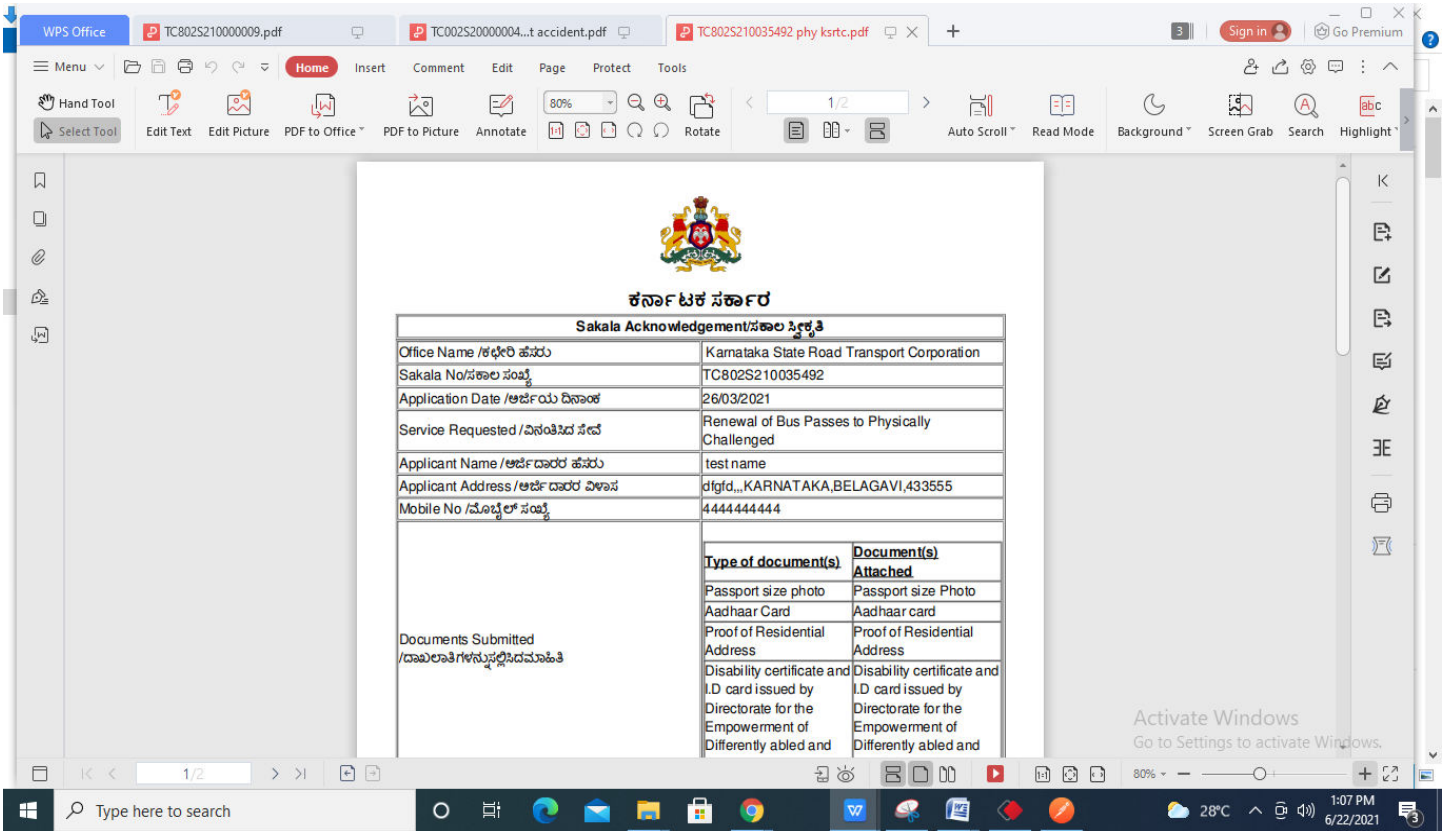
Apply to the Office: NWKRTC Division Office(NWKRTC Divisions- Dhanward )

Draft Reference No : Draft\_NW004S/2021/00095

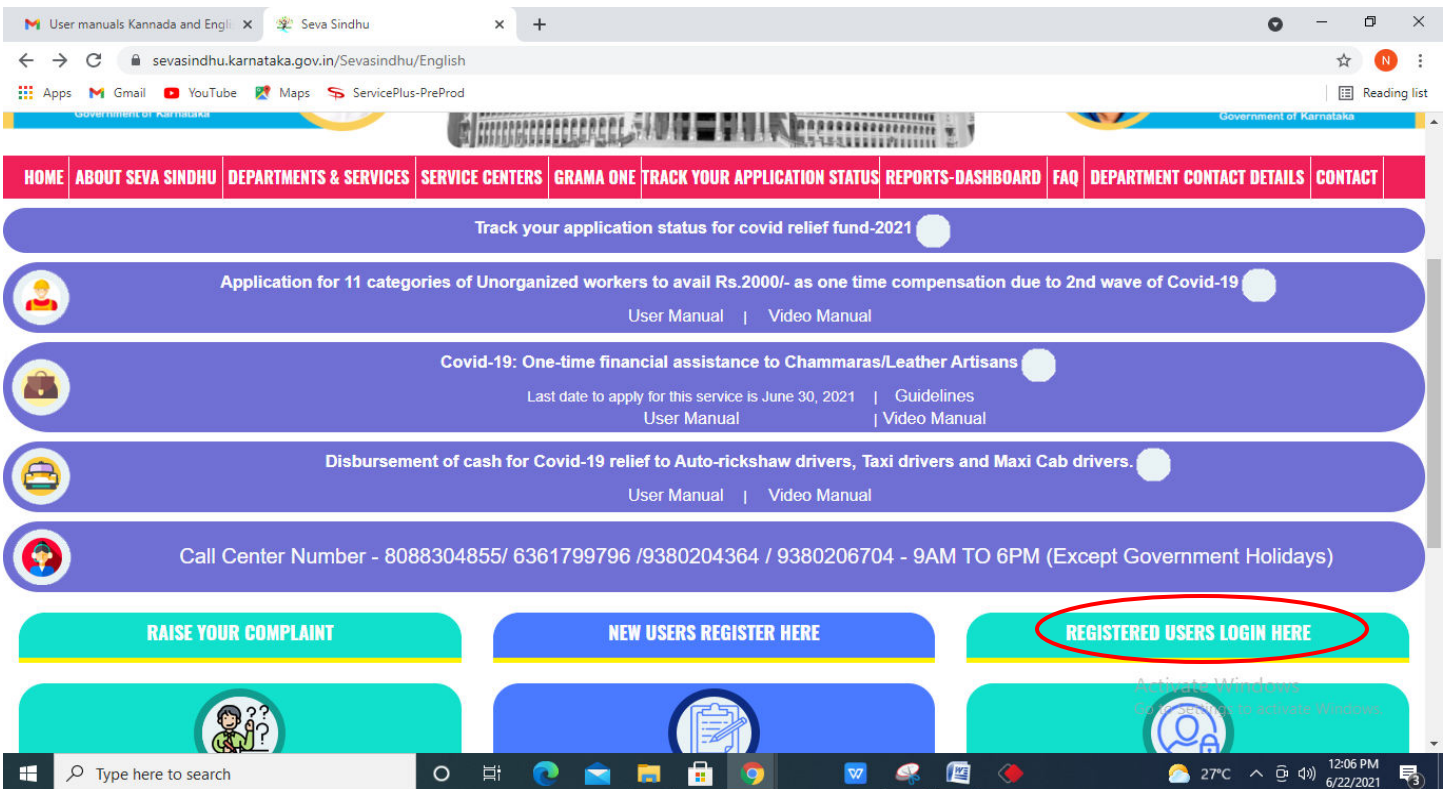
Submit Cancel

MINISTRY OF PANCHAYATI RAJ  
GOVERNMENT OF INDIA  
Digital India  
Power To Empower  
data.gov.in  
Open Government Data (OGD) Platform India  
india.gov.in  
write web  
Deity  
PMINDIA

**Step 11:** After submit Successful, Sakala acknowledgement will be generated



**Step 12:** To download the certificate, go to the [sevasindhu.karnataka.gov.in](http://sevasindhu.karnataka.gov.in) and click on **Registered Users Login Here**



**Step 13:** Once the login page is open, enter your username, password/OTP, captcha and click on **Submit**.

serviceonline.gov.in/karnataka/

ಸೇವಾ ಸಿಂಧು  
SEVA SINDHU

ಕರ್ನಾಟಕ ಸರ್ಕಾರ

Apply for Service

9611106670

.....

Get OTP

552519

Type here

Submit

Forgot Password | New user? Register here | Know Your Eligibility

Check Your Application Status

Select Department

Select Service

Enter your Application ID

Check Status Now

© All Rights Reserved

Powered by SERVICEPLUS

**Step 14:** Click on **View Status of Application** --> **Track application status**. Enter Application Reference Number (you can refer to Acknowledgment/SMS to get Application Reference Number) and click on **Get Data**.

ServicePlus  
Metadatas-based Integrated eService Delivery Framework

View Status Of Application / Track Application Status

From Date : 24/03/2021

To Date : 24/05/2021

App Ref No. ES002S210000027

Get Data

MINISTRY OF PANCHAYATI RAJ  
Digital India  
data.gov.in  
india.gov.in  
PMINDIA

## Step 15: Check Current Status of the application. If it is delivered, Click on **Delivered**.

The screenshot shows the 'View Status Of Application / Track Application Status' page. The 'From Date' is 24/03/2021 and the 'To Date' is 24/05/2021. The 'App Ref No.' is ES002S210000027. A 'Get Data' button is visible. Below, a table lists application entries. The first entry is circled in red.

SNo	Service Name	Application Reference No	Submission Date	Due Date	Current Status
1	Application for Death Certificate	ES002S210000027	20/05/2021	21/05/2021	Delivered

## Step 16: Under Issue Document(s), click on **Output certificate**

The screenshot shows the 'Status of Application' modal window. It displays details for application reference number ES002S210000027, service name 'Application for Death Certificate', and applicant 'Asha D J'. Below, a table lists tasks and issued documents. The 'Output Certificate' link is circled in red.

S.No.	Task Name	Form Details	Issued Document(s)	Status	Remarks
1	Application Submission	<a href="#">View</a>	<a href="#">Acknowledgement</a>	Completed	NA
2	Push application data to DB	NA	Nil	Forwarded	<a href="#">View</a>
3	Callback Webservice	NA	<a href="#">Output Certificate</a>	Delivered	<a href="#">View</a>



**Step 17: Bus Passes to Freedom Fighters** output certificate will be downloaded. You can print the certificate if required.

The screenshot displays the WPS Office interface with a PDF document open. The document is titled "KSRTC PASSENGERS ACCIDENT RELIEF FUND TRUST" and is dated 07/11/2020. The text in the document includes:

ಕರ್ನಾಟಕ ರಾಜ್ಯ ಸಾರ್ವಜನಿಕ ಸಾರಿಗೆ ಸಂಸ್ಥೆ  
KSRTC PASSENGERS ACCIDENT RELIEF FUND TRUST  
CENTRAL OFFICE, K.H.ROAD, BENGALURU-27.  
No.TC002S200000041  
Dated: 07/11/2020

The Divisional Controller,  
Mandya  
KSRTC,  
Sr.

Sub: Forwarding Accident Relief payment cheques.

With reference to the above subject and reference, bus bearing No gh belongs your division met with an accident on 02/11/2020 1:43 AM in which of the passenger of the bus died. Cheque No.hqj dated:04/11/2020 for Rs. 76 drawn in favour of S/Smt.56:56 of the deceased is forwarded here with. Please invite Sr. to divisional office and hand over cheque by taking snap and publish the same in the local daily.

Further, another cheque No hqj dated: 16/11/2020 for Rs. 6565 is also enclosed here with towards reimbursement of the immediate compensation paid to the kth of the deceased from your office.

You are requested to acknowledge the receipt of cheques and send the snapshot handing over cheque to the beneficiary along with paper clipping.

Thanking You.

The document is overlaid with a large red watermark that reads "Test Data -- Test Data".